


Dong-Ah Geological Engineering Co., Ltd.

2017. 2Q

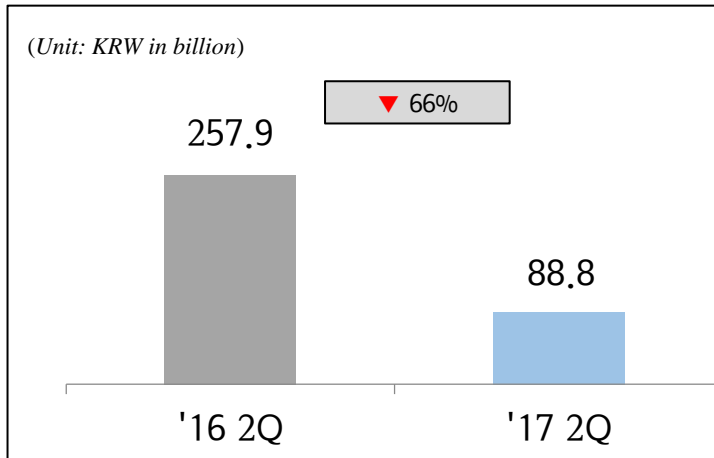




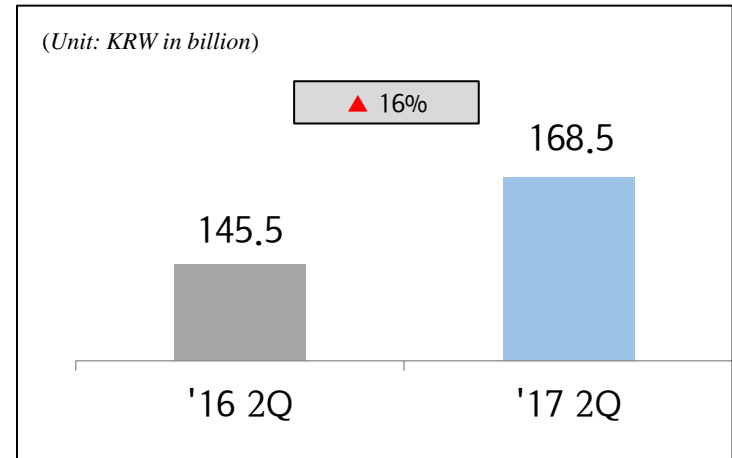
Contents

- 1 **2017 2Q RESULTS**
- 2 **NEW ORDERS & CONTRACTS BALANCE**
- 3 **FINANCIAL STATEMENTS**

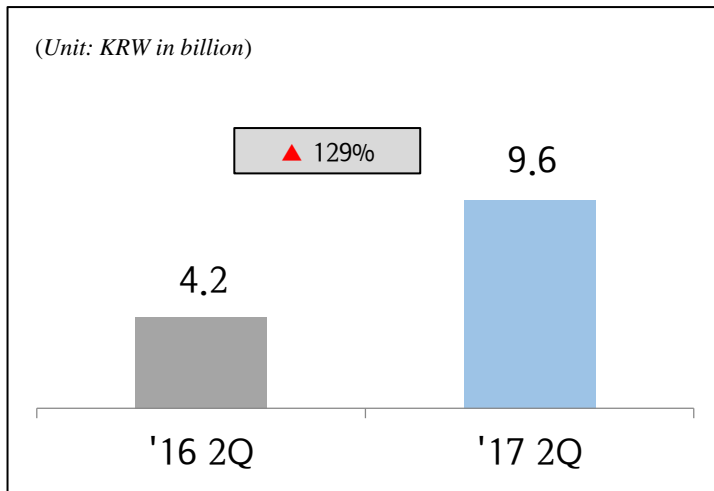
■ NEW ORDERS



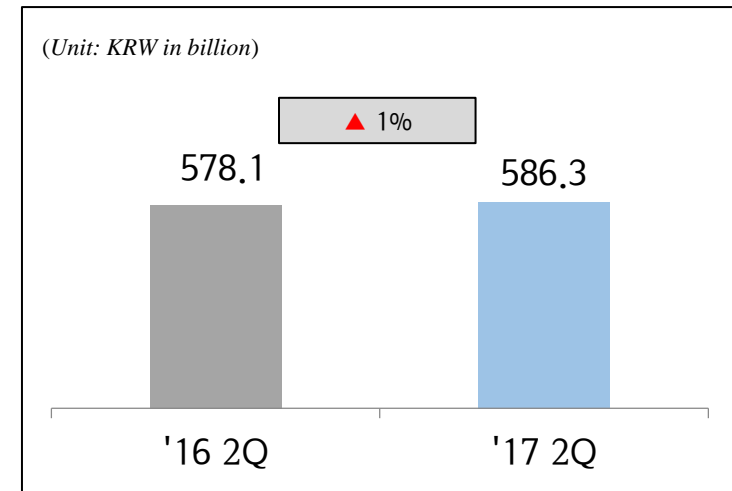
■ SALES



■ OPERATING PROFIT



■ CONTRACTS BALANCE



NEW ORDERS

(Unit: KRW in billion)

DIVISION	2015	2016	2017 2Q
DOMESTIC	141	263	103
OVERSEAS	142	260	(14)
TOTAL	283	523	89

CONTRACTS BALANCE

(Unit: KRW in billion)

DIVISION	2015	2016	2017 2Q
DOMESTIC	220	301	333
OVERSEAS	247	365	253
TOTAL	467	666	586

DIVISION	2015	2016	2017 2Q
TBM	160	(29)	22
Ground Improvement	56	310	16
Others	67	242	51
TOTAL	283	523	89

DIVISION	2015	2016	2017 2Q
TBM	314	144	121
Ground Improvement	63	258	191
Others	90	264	274
TOTAL	467	666	586

(Unit: KRW in billion, except per share)

ACCOUNT	2015	2016	2017 2Q
TOTAL ASSETS	259	299	277
CURRENT ASSETS	177	208	194
NON-CURRENT ASSETS	82	91	83
TOTAL LIABILITIES	121	149	125
CURRENT LIABILITIES	114	142	122
NON-CURRENT LIABILITIES	7	7	3
TOTAL EQUITY	138	149	152
SHARE CAPITAL	5.7	5.7	5.7
DEBT RATIO	87 %	100%	82%
SALES	297	323	168
OPERATING PROFIT	4.0	12.5	9.6
NET INCOME	4.5	11.4	7.7
EARNINGS PER SHARE	₩ 404	₩ 1,007	₩ 682

2020
Go together
Get Tomorrow

<http://www.dage.co.kr>

